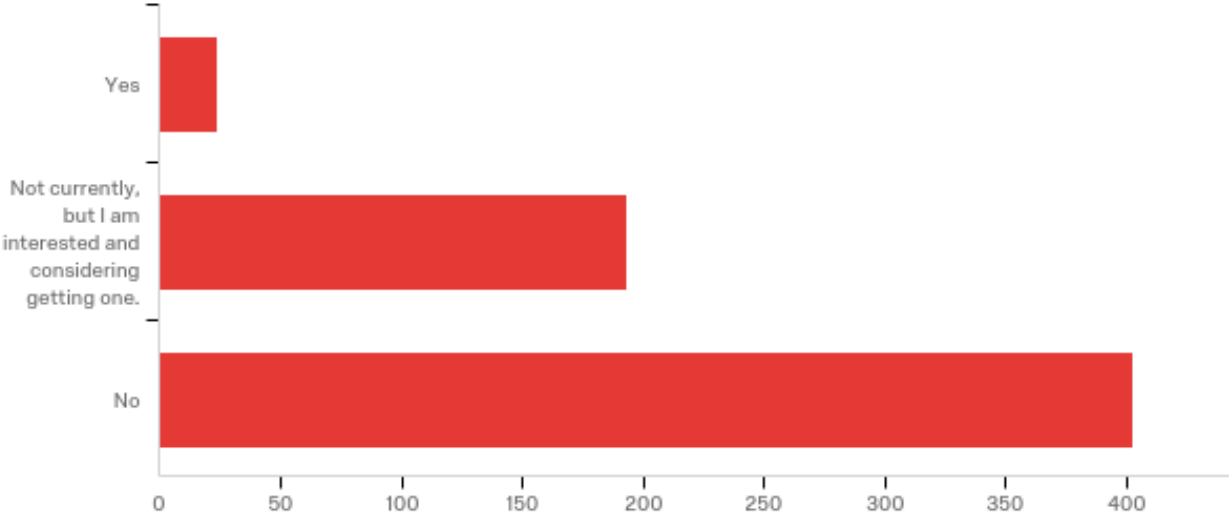


Electric Vehicle Survey – ALL RESPONDENTS

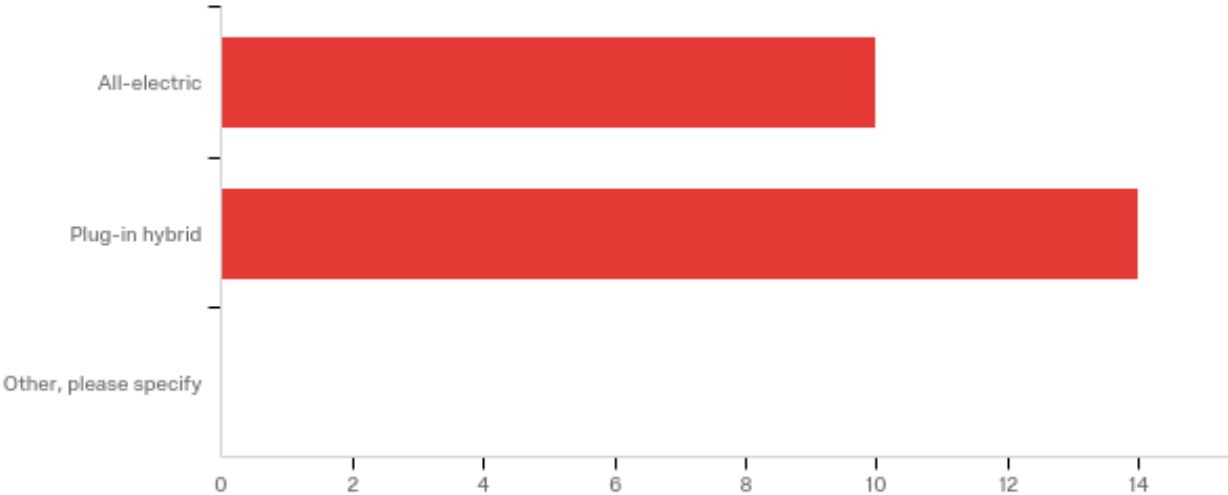
May 10th 2017, 5:10 pm MDT

Q3 - Do you own an electric vehicle?



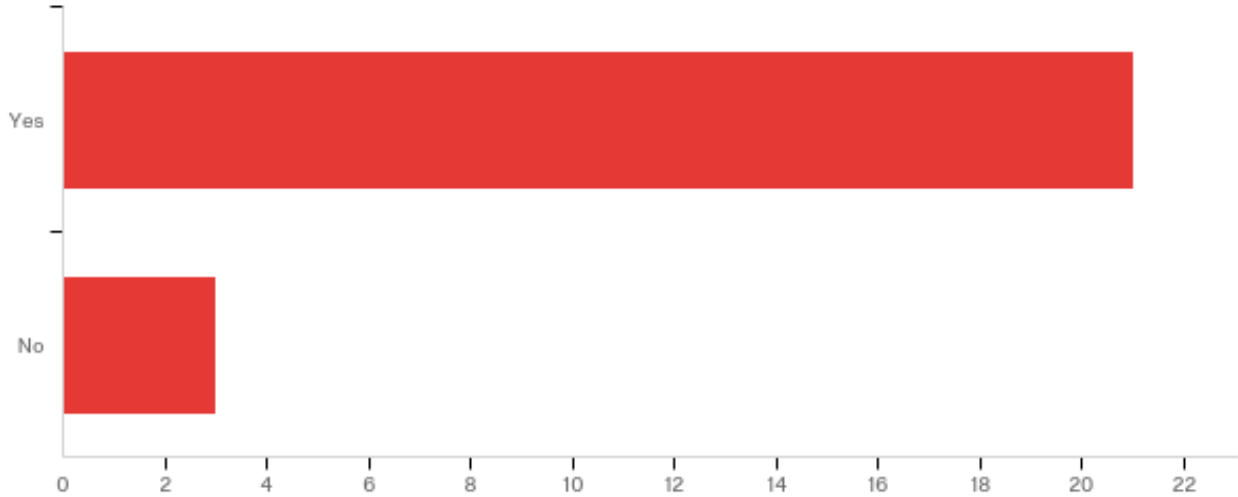
#	Answer	%	Count
1	Yes	3.87%	24
3	Not currently, but I am interested and considering getting one.	31.13%	193
2	No	65.00%	403
	Total	100%	620

Q13 - What type of electric vehicle do you drive?



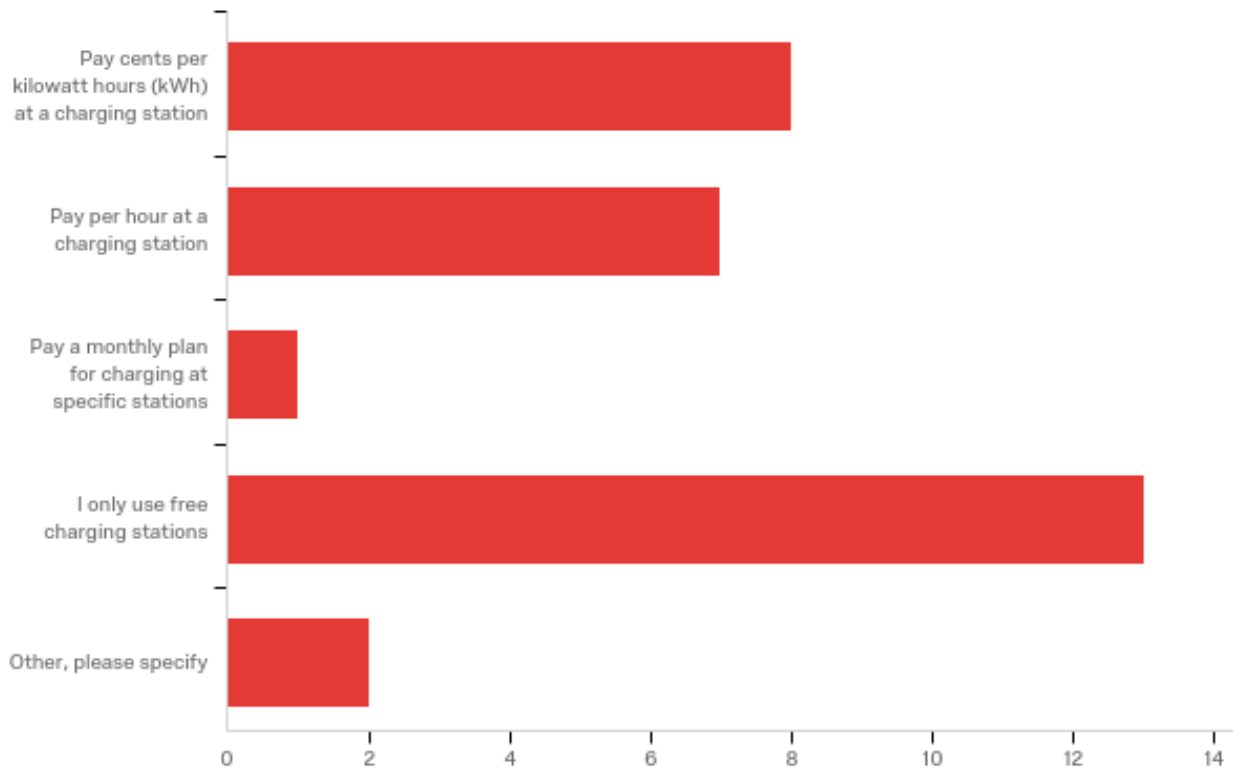
#	Answer	%	Count
1	All-electric	41.67%	10
2	Plug-in hybrid	58.33%	14
3	Other, please specify	0.00%	0
	Total	100%	24

Q4 - Do you drive your electric vehicle to Allan Hancock College?



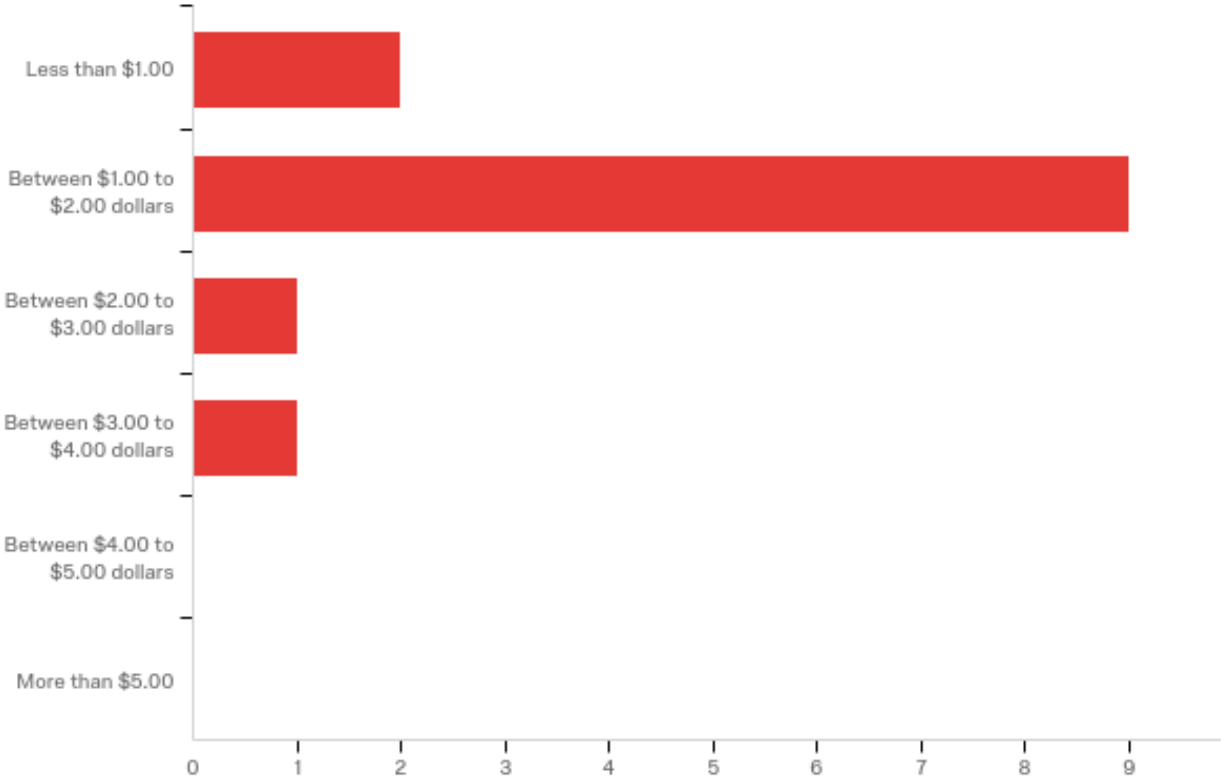
#	Answer	%	Count
1	Yes	87.50%	21
2	No	12.50%	3
	Total	100%	24

Q22 - When you are away from home, how do you typically pay to charge your electric vehicle (select all that apply)?



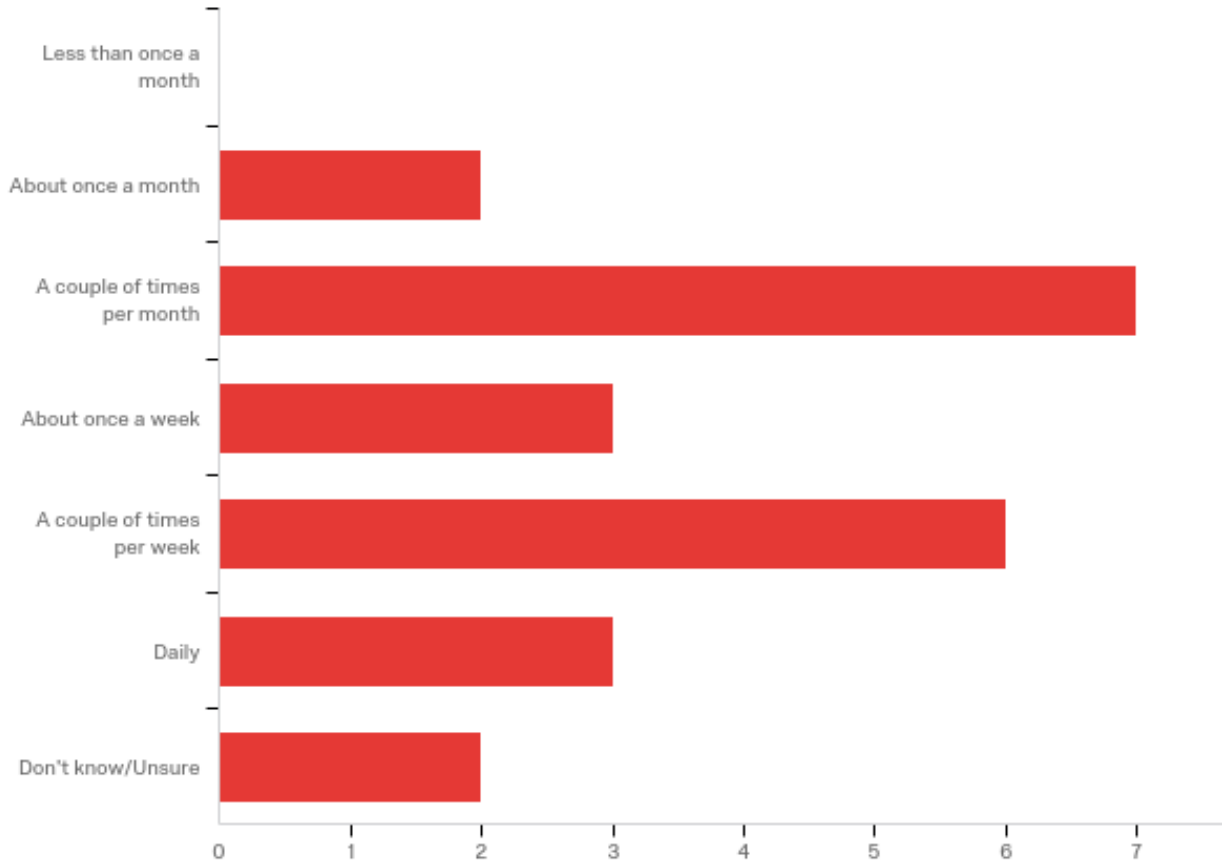
#	Answer	%	Count
1	Pay cents per kilowatt hours (kWh) at a charging station	33.33%	8
2	Pay per hour at a charging station	29.17%	7
3	Pay a monthly plan for charging at specific stations	4.17%	1
4	I only use free charging stations	54.17%	13
5	Other, please specify	8.33%	2
	Total	100%	24

Q24 - There is many different pay rates for electric vehicle charging stations. Some rates are by the hour and others are a flat fee. On average, how much do you pay per day for electric vehicle charging while away from home?



#	Answer	%	Count
1	Less than \$1.00	15.38%	2
2	Between \$1.00 to \$2.00 dollars	69.23%	9
3	Between \$2.00 to \$3.00 dollars	7.69%	1
4	Between \$3.00 to \$4.00 dollars	7.69%	1
5	Between \$4.00 to \$5.00 dollars	0.00%	0
6	More than \$5.00	0.00%	0
	Total	100%	13

Q19 - On average, how often do you charge your electric vehicle while away from home?

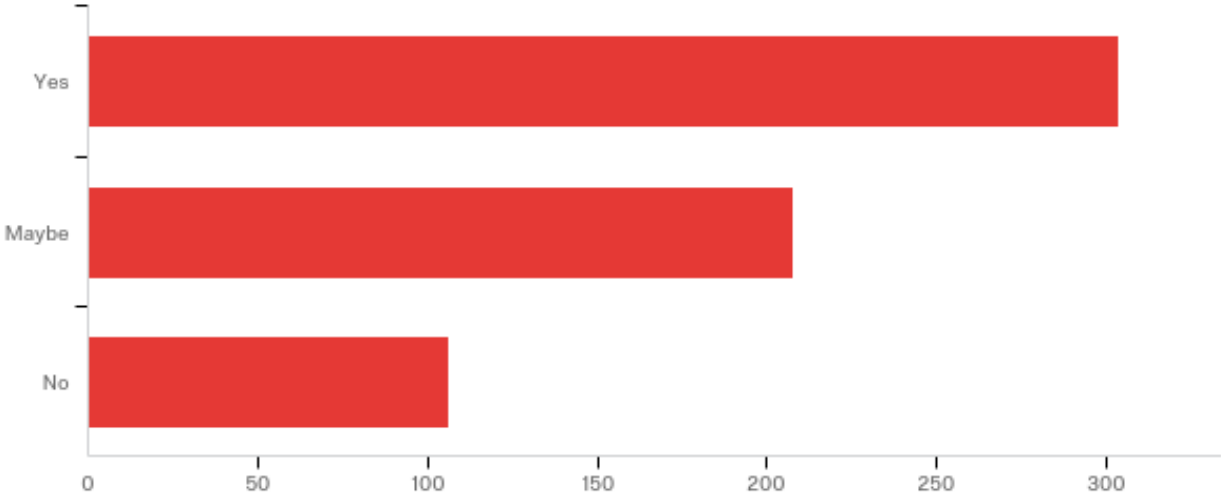


#	Answer	%	Count
1	Less than once a month	0.00%	0
2	About once a month	8.70%	2
3	A couple of times per month	30.43%	7
4	About once a week	13.04%	3
5	A couple of times per week	26.09%	6
6	Daily	13.04%	3
7	Don't know/Unsure	8.70%	2
	Total	100%	23

Q20 - How long does it typically take to fully charge your electric vehicle?

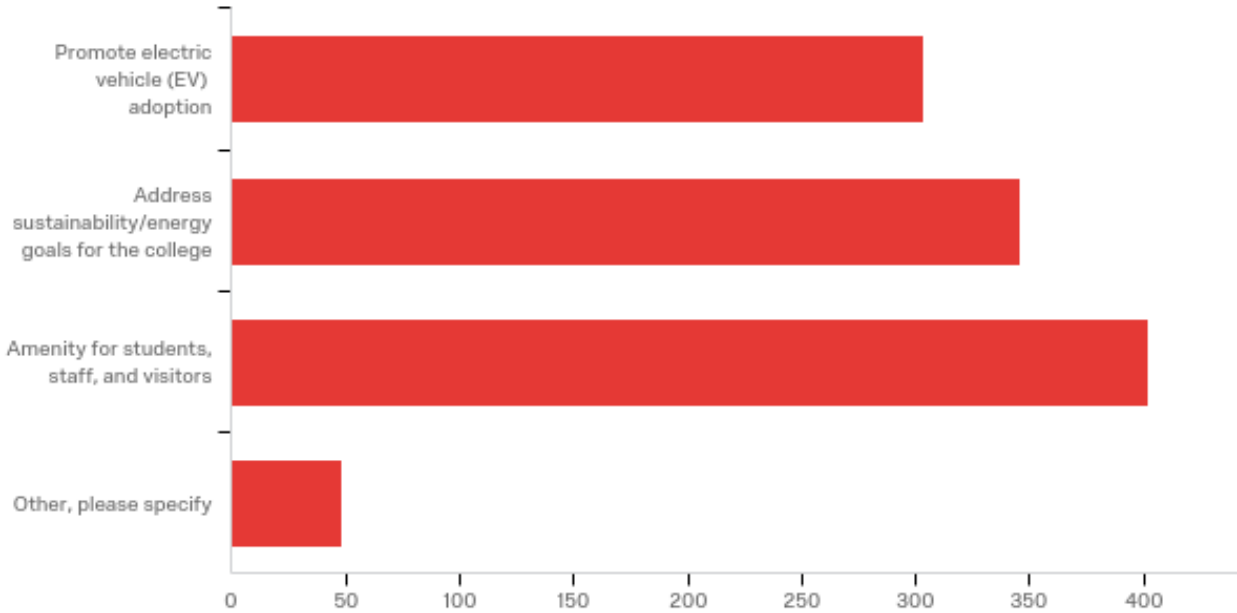
Field	Minimum	Maximum	Mean	Std Deviation	Variance	Count
Hours	0.00	8.00	4.29	2.21	4.87	24

Q29 - Do you think that Allan Hancock College should install electric vehicle charging stations?



#	Answer	%	Count
1	Yes	49.19%	304
2	Maybe	33.66%	208
3	No	17.15%	106
	Total	100%	618

Q30 - Why do you think Allan Hancock College should install electric vehicle charging stations? (Select all that apply)



#	Answer	%	Count
1	Promote electric vehicle (EV) adoption	59.84%	304
2	Address sustainability/energy goals for the college	68.11%	346
3	Amenity for students, staff, and visitors	79.13%	402
4	Other, please specify	9.45%	48
	Total	100%	508

Q30_4_TEXT - Other, please specify

Other, please specify

we need to migrate to renewable energy, gasoline will run out and there will be a high demand for charging stations

Go green or go home

show that ahc promotes alternatives to those wishing to have EVs in hopes to helping our environment

progressive planning

Ive been asked where the electric charging stations were located on campus by students

safe way for student or staff to charge the car while low on gas

Practicality. Reality is more EV's are around.

EV are still out of the reach for most students. Parking space for gas emission vehicles needs to be addressed. The parking situation is terrible for students. Allocating resources for charging stations will not address the issue at hand.

Only if a lot of students need it

To move towards new technology.

Show leadership embracing emerging technologies on our community

THE FUTURE

motivate each other in finally reducing our 'carbon footprint'

It is the way of the future

idk

it would be good for those who own a EV

To provide charging for any current students who own an electric vehicle.

to save our planet

Those who have electronic vehicles can know that they can drive them to school and the charging their cars need are available on campus

put up solar panel on buildings

It's a great idea.

So that students don't have a personal problem assisting college, also so that we are current with other colleges

Promote use by others who would patronize the college cafeteria or coffee shop, if we had one.

Environmentally friendly

Cleaner air

Be a leader for businesses in Santa Maria

It's simply a better alternative for our environment. We should take advantage of opportunities to represent ourselves in such a positive manner.

Right thing to do - We should be leading this not following. Should have been installed when Building O was built.

Help the environment

The only reason I don't own an EV is that there is nowhere to charge the EV at Allan Hancock

Supports AHC Auto Tech innovation

Only if there is a need for it though

I would already own an electric vehicle if AHC had charging stations.

I'd like to see more solar panels and rainwater catchment, too

Cause Gary Panther needs to charge his time machine

I'm hopeful that we will get away from fossil fuels eventually. I personally will never be able to afford one of these cars on what AHC pays me.

Helps the environment

would it be monitored so one car does not sit there all day so it's accessible to more than one car per day?

I think its worth the cost if enough people need their car charged.

generate money if charging non students

Essential infrastructure for the imminent future; get on the front-foot with this issue; Santa Barbara CC already has this infrastructure in place currently

It is a need for students, faculty and staff that cannot use an EV because of the range from home. Having charging stations on campus will allow more of us to have an EV. That is the only reason I could not do it.

Address climate change. Cleaner air. Job generation

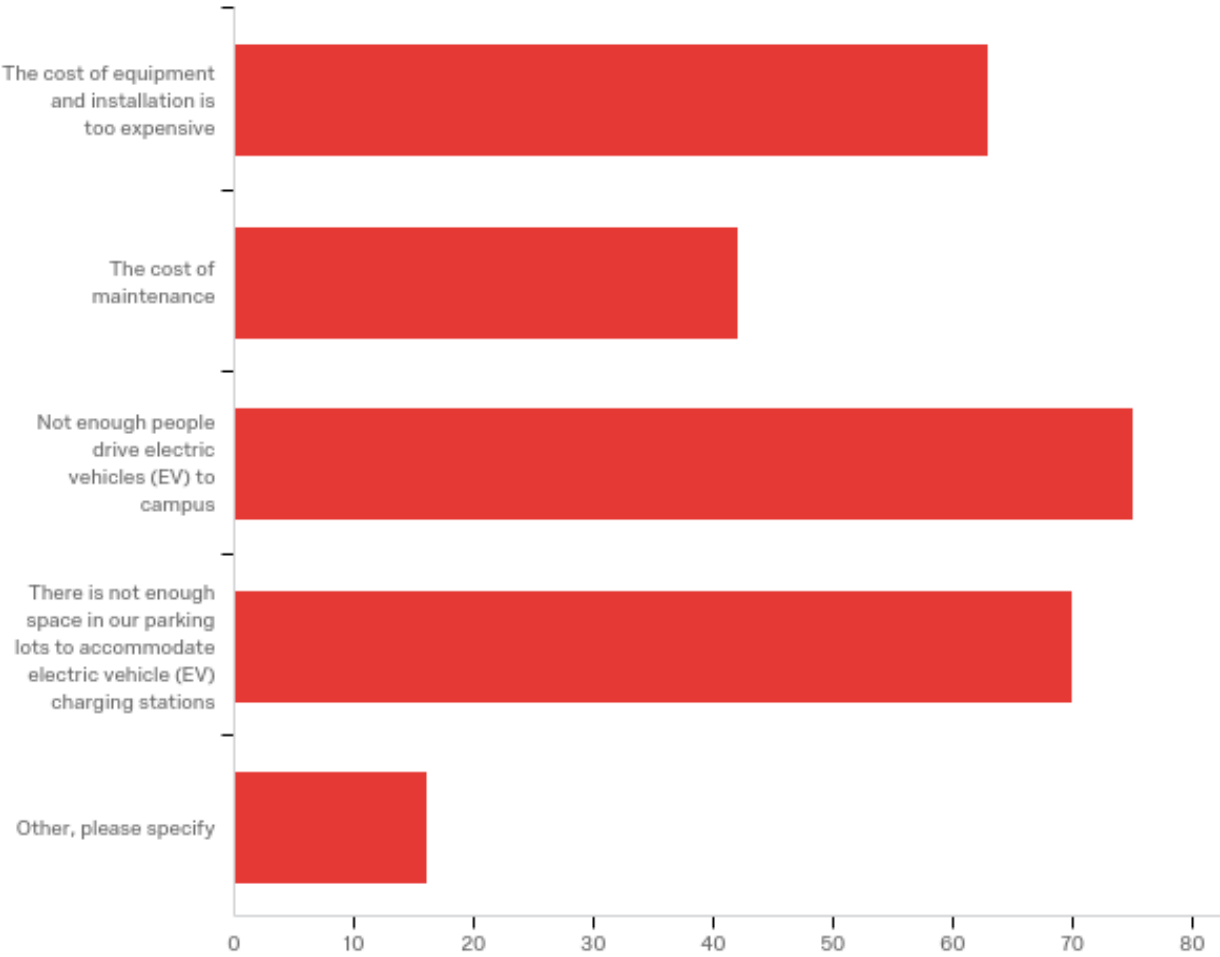
There are not many locations in our area for people/students to want to invest in these vehicles, if Hancock had one or a few students would be interested in getting them and save money on a more energy efficient vehicle

I can't drive my car to work otherwise!

It just makes sense..

How does that affect the college financially

Q31 - Why do you think Allan Hancock College should NOT install electric vehicle charging stations? (Select all that apply)



#	Answer	%	Count
1	The cost of equipment and installation is too expensive	59.43%	63
2	The cost of maintenance	39.62%	42
3	Not enough people drive electric vehicles (EV) to campus	70.75%	75
4	There is not enough space in our parking lots to accommodate electric vehicle (EV) charging stations	66.04%	70
5	Other, please specify	15.09%	16
	Total	100%	106

Other, please specify

Other, please specify

The technology will be outdated, and the station will need to be maintained at the cost of the College.

IT WILL TAKE UP SPACE FOR REGULAR VEHICLES!

for aza

no one at community college can afford an EV, plus there already is 2 of them.

I think they should be at gas stations instead.

I think they belong at gas stations.

It's already hard to find parking with so many staff only parking, it would just add to the nightmare

Its a dumb idea

The production of electric vehicles is more damaging to the environment than producing gas burning cars.

This is not a real need for this

It is not the responsibility of Allan Hancock to provide such services which would be very costly when such expenses could be used elsewhere within the campus.

There's a charging station by Rabobank and Post Office. It's near enough.

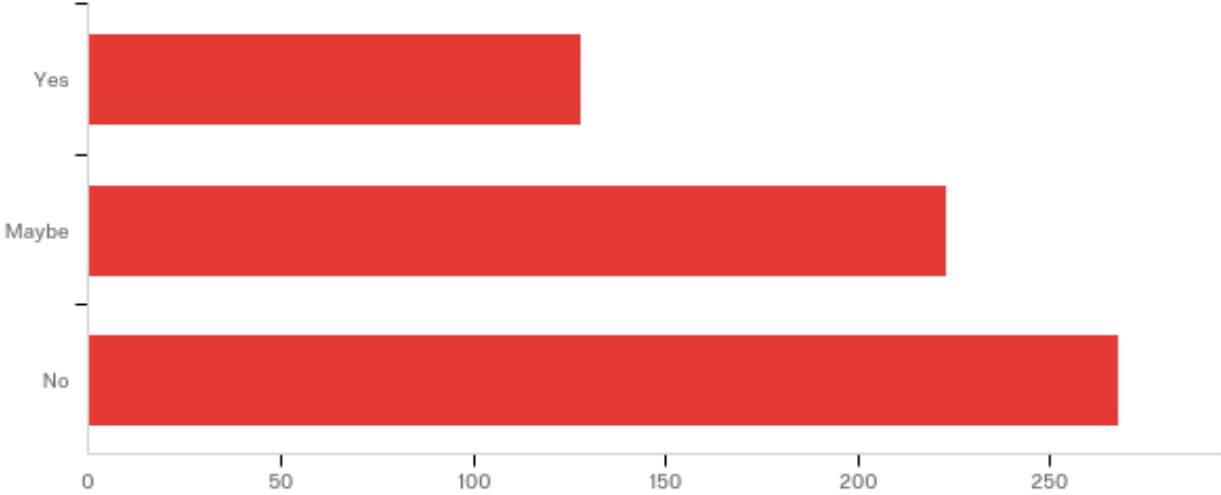
The cost should be used for other expenses. Also there is not many electrical cars.

no room for normal vehicle parking so i don't see the point of wasting more space

Most college age student can't afford that type of car and we need more spaces to begin with

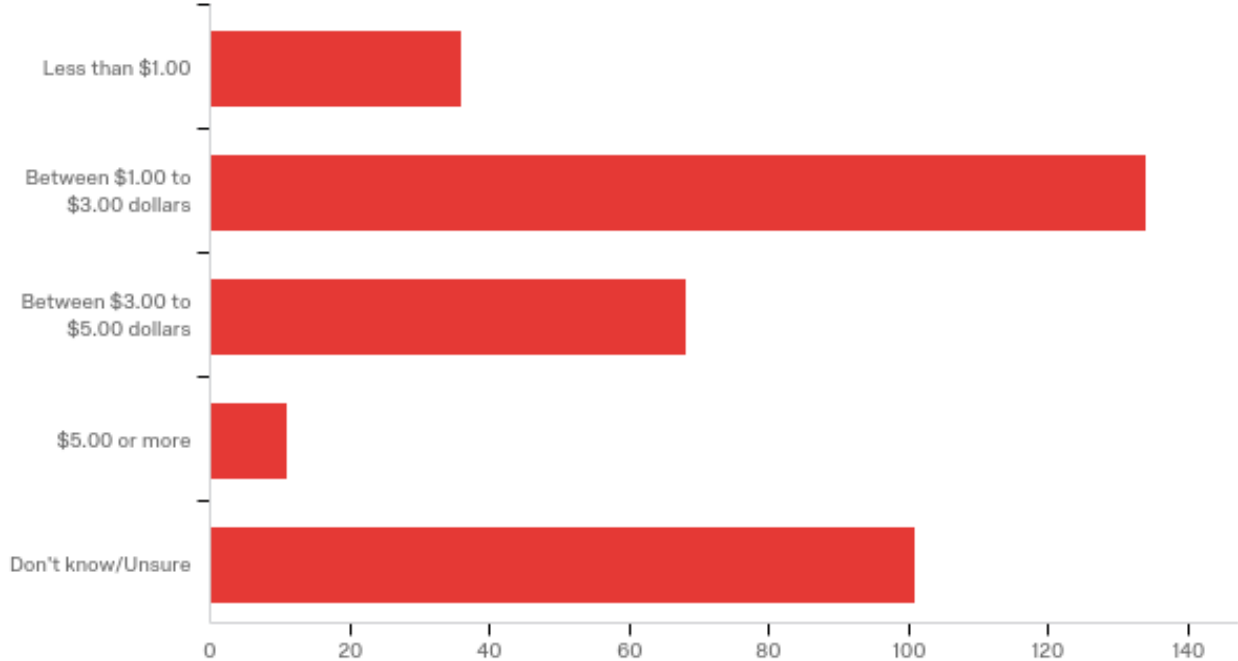
Students don't drive electric cars. Who are we trying to serve here?

Q26 - Would you be willing to pay a fee to charge an electric vehicle if Allan Hancock College had a charging station?



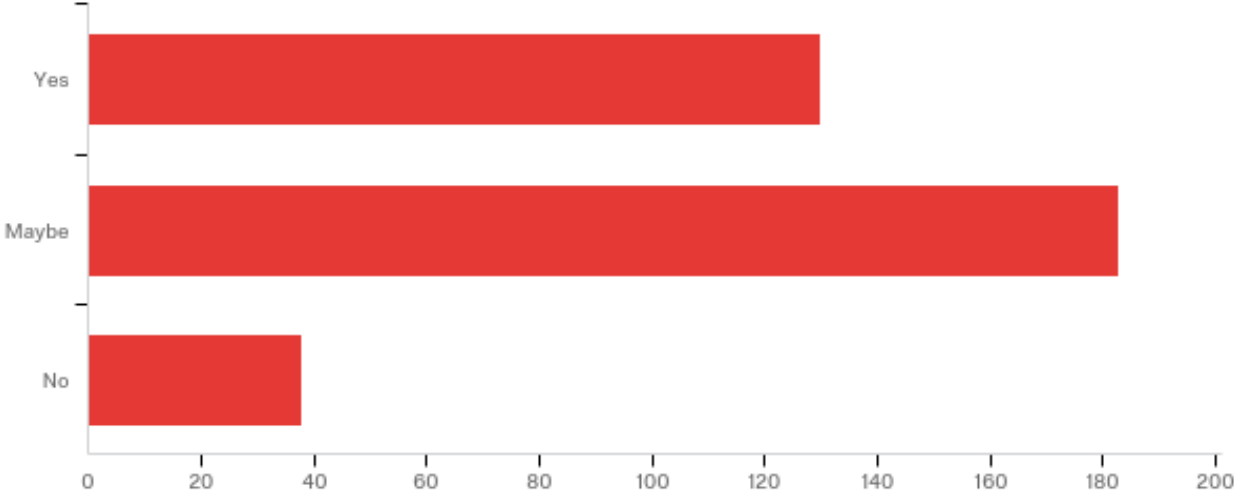
#	Answer	%	Count
1	Yes	20.68%	128
2	Maybe	36.03%	223
3	No	43.30%	268
	Total	100%	619

Q16 - There is many different pay rates for electric vehicle charging stations. Some rates are by the hour and others are a flat fee. What would be the maximum amount you would be willing to pay per day to charge an electric vehicle if Allan Hancock College had a charging station?



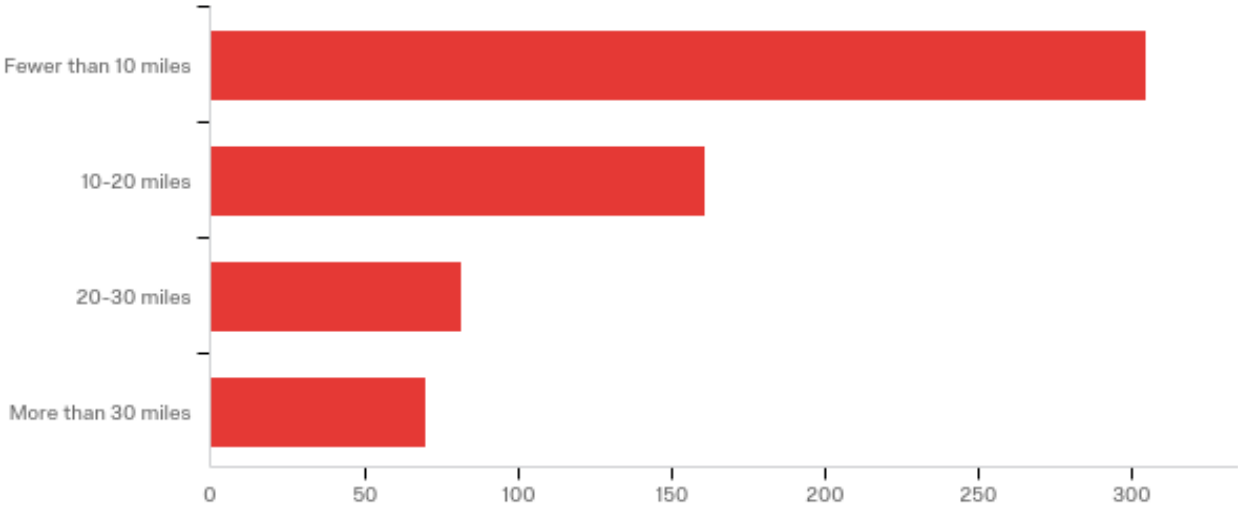
#	Answer	%	Count
1	Less than \$1.00	10.29%	36
2	Between \$1.00 to \$3.00 dollars	38.29%	134
3	Between \$3.00 to \$5.00 dollars	19.43%	68
4	\$5.00 or more	3.14%	11
5	Don't know/Unsure	28.86%	101
	Total	100%	350

Q21 - Would you pay an additional fee for fast charging of an electric vehicle if Allan Hancock College had a charging station?



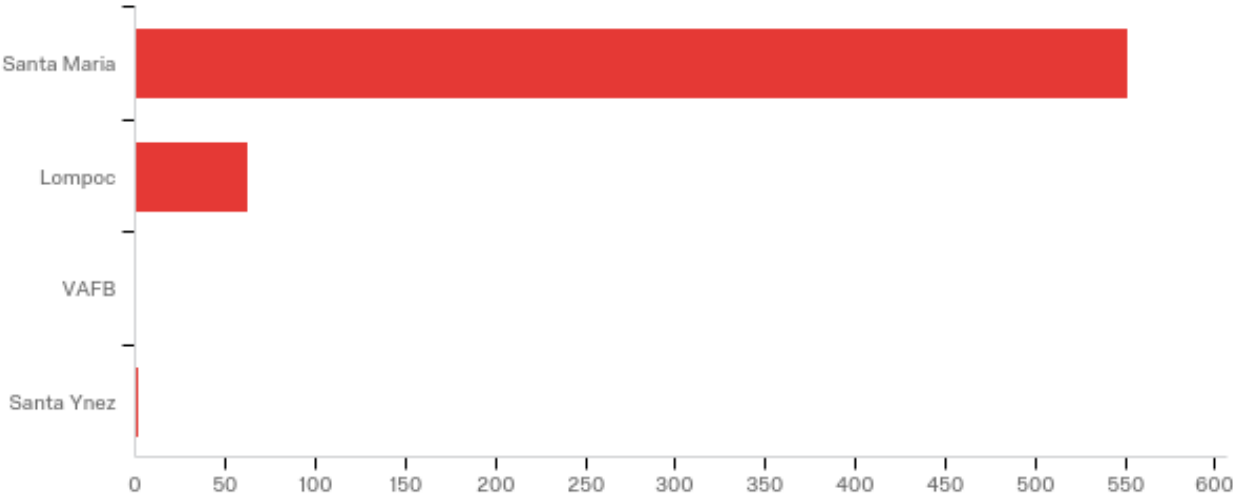
#	Answer	%	Count
1	Yes	37.04%	130
2	Maybe	52.14%	183
3	No	10.83%	38
	Total	100%	351

Q13 - How many miles do you drive to get to Allan Hancock College?



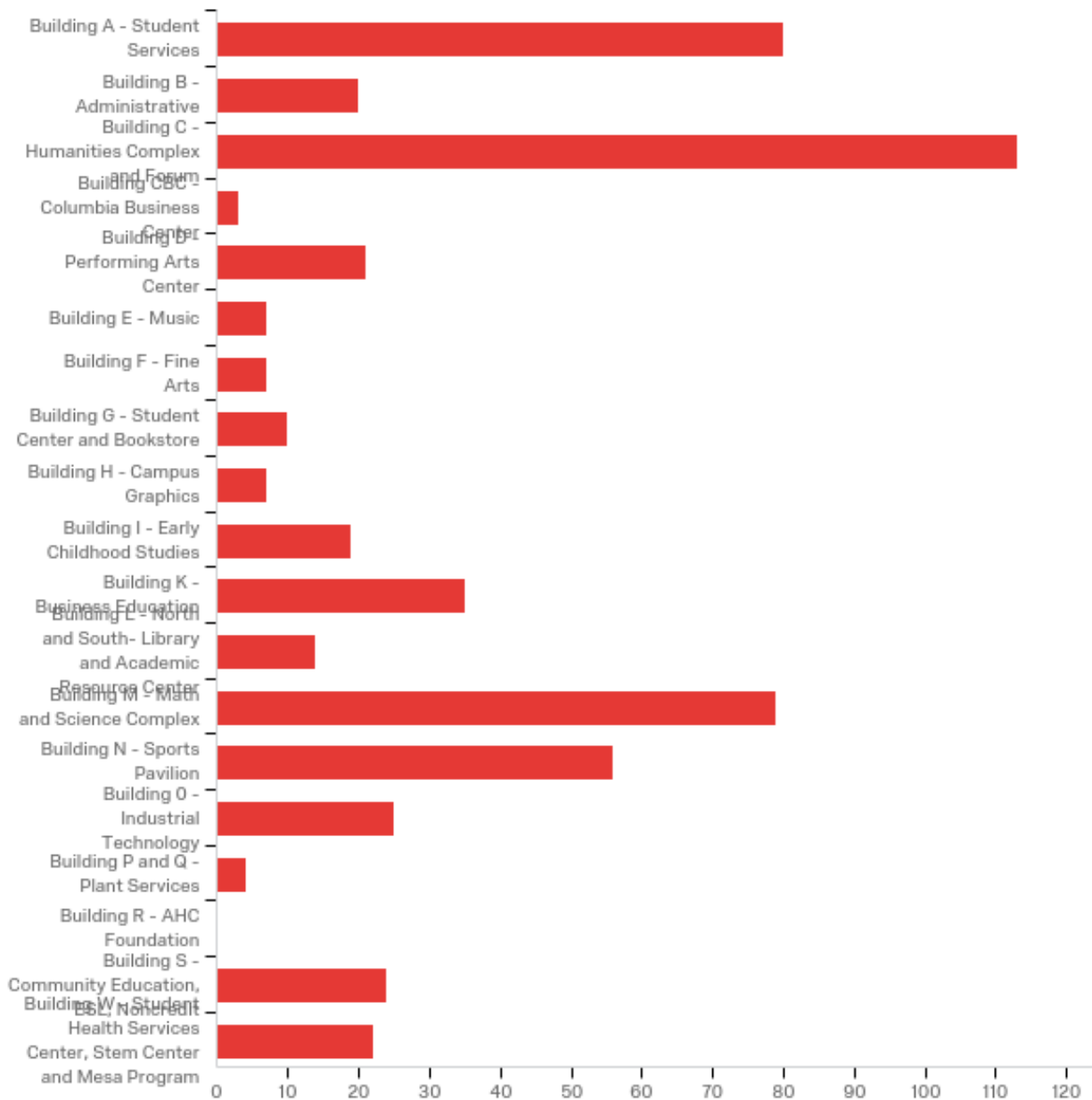
#	Answer	%	Count
1	Fewer than 10 miles	49.35%	305
2	10-20 miles	26.05%	161
3	20-30 miles	13.27%	82
4	More than 30 miles	11.33%	70
	Total	100%	618

Q6 - Which campus are you primarily located?



#	Answer	%	Count
1	Santa Maria	89.32%	552
2	Lompoc	10.19%	63
3	VAFB	0.16%	1
4	Santa Ynez	0.32%	2
	Total	100%	618

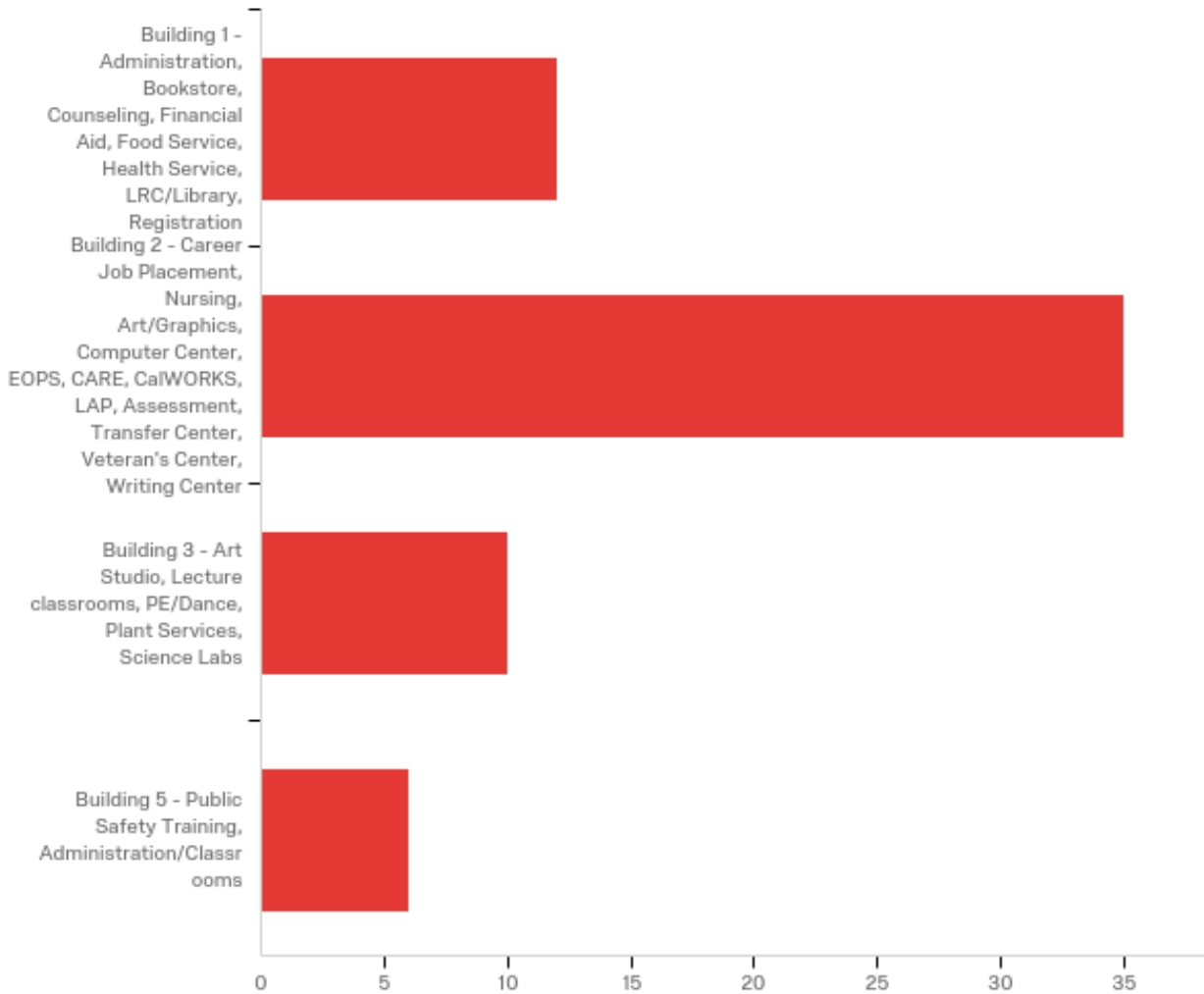
Q10 - Select the building you park nearest most frequently for work/class. Santa Maria Campus Map



#	Answer	%	Count
1	Building A - Student Services	14.65%	80
2	Building B - Administrative	3.66%	20
3	Building C - Humanities Complex and Forum	20.70%	113
4	Building CBC - Columbia Business Center	0.55%	3

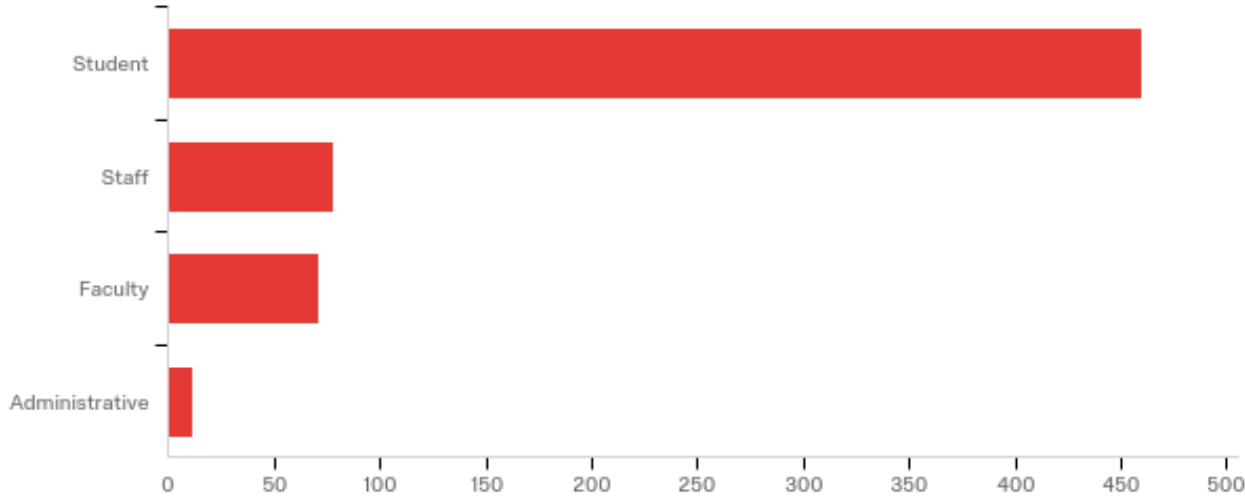
5	Building D - Performing Arts Center	3.85%	21
6	Building E - Music	1.28%	7
7	Building F - Fine Arts	1.28%	7
8	Building G - Student Center and Bookstore	1.83%	10
9	Building H - Campus Graphics	1.28%	7
10	Building I - Early Childhood Studies	3.48%	19
11	Building K - Business Education	6.41%	35
12	Building L - North and South- Library and Academic Resource Center	2.56%	14
13	Building M - Math and Science Complex	14.47%	79
14	Building N - Sports Pavilion	10.26%	56
15	Building O - Industrial Technology	4.58%	25
16	Building P and Q - Plant Services	0.73%	4
17	Building R - AHC Foundation	0.00%	0
18	Building S - Community Education, ESL, Noncredit	4.40%	24
19	Building W - Student Health Services Center, Stem Center and Mesa Program	4.03%	22
	Total	100%	546

Q12 - Select the building you park nearest most frequently for work/class. Lompoc Valley Center Map



#	Answer	%	Count
1	Building 1 - Administration, Bookstore, Counseling, Financial Aid, Food Service, Health Service, LRC/Library, Registration	19.05%	12
2	Building 2 - Career Job Placement, Nursing, Art/Graphics, Computer Center, EOPS, CARE, CalWORKS, LAP, Assessment, Transfer Center, Veteran's Center, Writing Center	55.56%	35
3	Building 3 - Art Studio, Lecture classrooms, PE/Dance, Plant Services, Science Labs	15.87%	10
4	Building 5 - Public Safety Training, Administration/Classrooms	9.52%	6
	Total	100%	63

Q15 - Which of the following best describes your affiliation with Allan Hancock College?



#	Answer	%	Count
1	Student	74.19%	460
2	Staff	12.58%	78
3	Faculty	11.45%	71
4	Administrative	1.77%	11
	Total	100%	620