




SIZZLE

DATA IS THE NEW BACON!



Allan Hancock College Concurrent Enrollment Bonanza

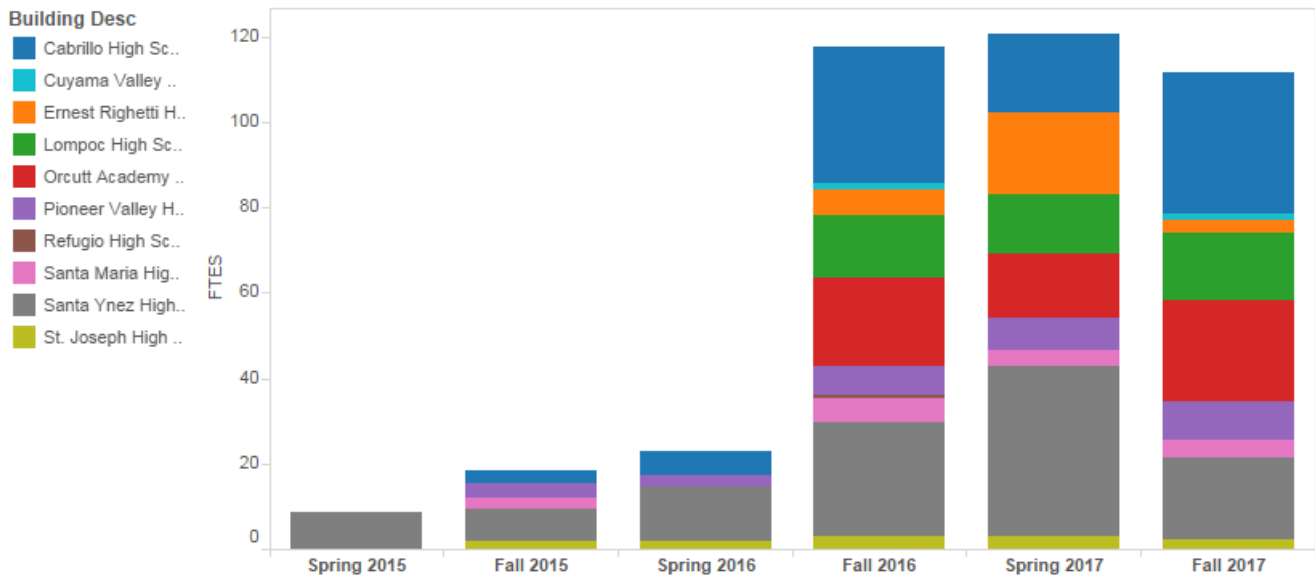
Over the past few terms Allan Hancock College has witnessed a large growth in concurrent enrollment (high school students enrolled in AHC courses that are taught in the high schools). There were fewer than 100 concurrent enrollments in spring 2015. However, enrollments grew to over 1,300 in fall 2017. The top three high schools driving this growth are Cabrillo, Orcutt Academy and Santa Ynez High School.

In This Issue:

- Concurrent Enrollment
- High School Going Rate
- Fall 2017 Enrollment Quick Facts

AHC Concurrent Enrollment by High School

Building Desc	Spring 2015			Fall 2015			Spring 2016			Fall 2016			Spring 2017			Fall 2017		
	Sect	Enroll	FTEs	Sect	Enroll	FTEs	Sect	Enroll	FTEs	Sect	Enroll	FTEs	Sect	Enroll	FTEs	Sect	Enroll	FTEs
Cabrillo High School				1	36	3	2	48	6	13	365	33	6	160	19	12	384	35
Cuyama Valley High School										1	15	1				1	15	1
Ernest Righetti High School										2	70	7	5	149	20	1	35	3
Lompoc High School										6	158	15	6	183	15	6	187	16
Orcutt Academy High School										8	231	21	6	173	15	9	257	24
Pioneer Valley High School				1	35	3	1	35	3	2	76	7	3	86	8	4	115	10
Refugio High School										1	10	1						
Santa Maria High School				1	35	3				2	69	7	2	46	4	2	52	5
Santa Ynez High School	3	93	9	3	87	8	5	143	13	10	285	28	14	377	42	7	226	20
St. Joseph High School				1	22	2	1	22	2	1	33	3	1	32	3	1	30	3
Grand Total	3	93	9	7	215	19	9	248	24	46	1,312	123	43	1,206	126	43	1,301	117



Data Source = Banner *FTES: prior terms are actuals, in progress or future terms are estimates based on historical yield rates*

AHC Going Rates of Top Feeder High Schools

- The “Going Rate” (aka Capture Rate) measures the percent of high school graduates enrolling at AHC directly out of high school. Below are data showing the enrollments and going rates from the top feeder high schools to AHC.
- The largest enrollments come from Pioneer, Righetti and Santa Maria High, followed by Cabrillo and Lompoc High. Even though they are in a different county, AHC still draws high school enrollments from both Arroyo Grande and Nipomo High due to proximity to AHC.
- While the previous three fall terms saw AHC going rates between 33.1 & 34.4%, the current fall term saw that number drop below 30%. Rumors have floated that more students went to universities this fall, but there was only a marginal increase from 8.5% to 8.8% going to the CSUs.
- As many as 55 to 60% of high school graduates enroll at AHC within one year of graduation

Contact Us

Institutional Effectiveness

Bldg. A-400

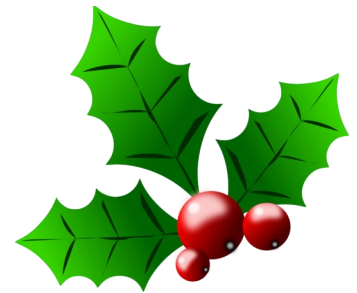
[Webpage](#)

[Data Request Form](#)

(805)922-6966 ext.3045

Headcount of first time high school students at AHC by high school

High School Desc_	Term Desc				4 Year Trend
	Fall 2014	Fall 2015	Fall 2016	Fall 2017	
Arroyo Grande High	67	76	61	45	
Cabrillo High	121	95	142	93	
Delta High (CONT.)	30	55	38	45	
Lompoc High	124	127	137	104	
Nipomo High	92	98	102	75	
Orcutt Academy Charter	78	82	68	61	
Pioneer Valley High	283	259	291	221	
Righetti (Ernest) High	234	184	225	164	
Santa Maria High	222	189	225	235	
Santa Ynez Valley Union Hig..	24	37	44	24	
St Joseph High	31	25	29	21	
Grand Total	1,306	1,227	1,362	1,088	



[Fall 2017 Enrollment](#)

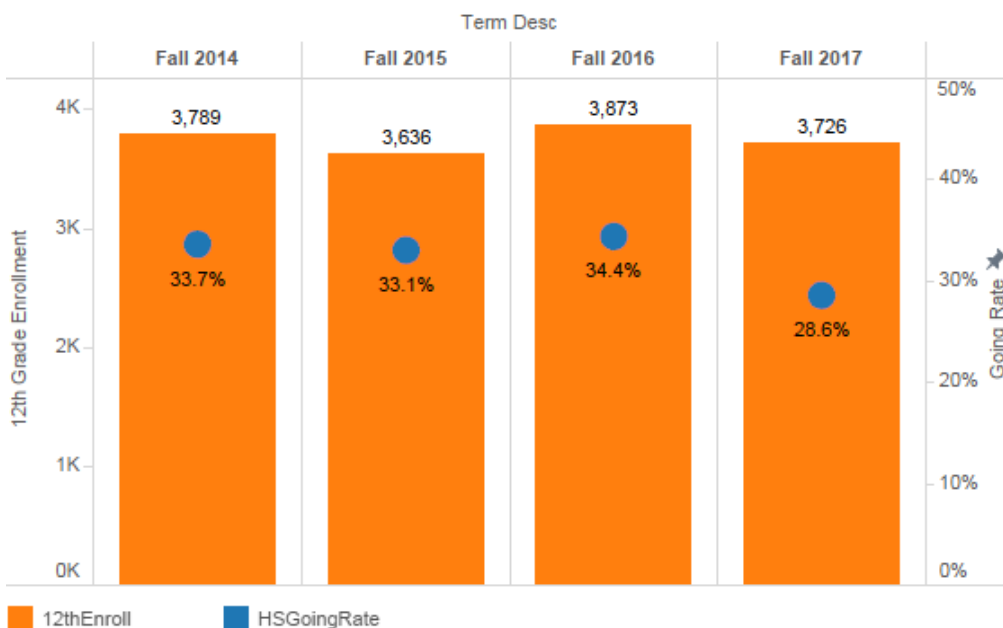
[Quick Facts](#)

- ◆ **11,695 credit students enrolling in 28,552 courses**
- ◆ **Credit students enrolled in 1186 sections with an average class size of 24**

Compared to fall 2016, fall 2017 had...

- ◆ **9% fewer credit drops**
- ◆ **32% higher day 1 waitlist in credit**
- ◆ **33% higher non-credit headcount for first time students**
- ◆ **26% higher credit headcount for 'returning students'**

Headcount Going Rate at AHC by Top Feeder High Schools



Data Source = Banner & <https://dq.cde.ca.gov/dataquest/> | 'Going Rate' - % of students who were in 12th grade the academic year prior to the fall term listed and enrolled at AHC in the fall term listed.